

Y10 Aspiration Evening Tuesday 22nd October

Work Experience

Exam Preparation

Aspirations

Learn Together. Grow Together. Succeed Together.



Y10 Aspiration evening Tuesday 22nd October

Your timeline


Y10 Parents evening Tuesday 4th March

Y10 Annual Exams W/B Friday 20th June

Y10 Progression Day Monday 30th June

Y10 Discovery Day Wednesday 2nd July

Y10 Work experience Monday 14th- Thursday 17th July- Back in school on Friday 18th July



Your Future- why try hard in your exams

Getting into college

Stay with you forever

Work hard to achieve your best


You may change your plans



Your Support

Help students be the best version of themselves at school

- Revising and learning at home
- Good attendance
- Be ready for exam season



Talk about work experience, college and next steps

Ensure a balance is struck between work and rest

Your support

Measure 1- The basics

2x5 in English and Maths Good pass (2x4 at English and Maths Standard pass)
(if you do not achieve these you will need to retake them at college)

Measure 2 the Ebacc subjects (the top 3 grades)

You need the Ebacc option (3 subjects)

1. Science
2. Science
3. Separate science, History, French, Geography, Computer science, German

Measure 3 The open basket- Open option

Art, DT, Food, Music, Dance, Drama, Vocational courses

You
cannot
drop any
Subjects!

Your Attendance

Attendance impacting on results

90% + attendance: 57% making at least expected progress	Avg + 0.3
85-90% attendance: 36.6% made expected progress	Avg - 0.34
80-85% attendance: 26.9% made expected progress	Avg - 0.5
70-75% attendance: 37.5% made expected progress	Avg - 1.4
65-70% attendance: 0% made expected progress	Avg - 2.05
60-65% attendance: 1 student made expected progress	Avg - 1.03
-50% attendance: 0% made expected progress	Avg - 1.9

Work Experience- RAP

- Key dates and requirements
- Labour market information and the benefits of work experience
- Expectations of our students whilst undertaking work experience.
- Next steps- being ready for year 11

Learn Together. Grow Together. Succeed Together.

Work Experience

Key dates and requirements

- Students responsibility to find and organise WEX. We are here to support them
- This is their opportunity to try a field that they may be interested as a career.
- Y10 Work experience Monday 14th- Thursday 17th July- Back in school on Friday 18th July
- You must choose the placement with public liability insurance.



Work Experience

Key dates and requirements

- To develop your skills for the world of work.

Skills

Behaviour

Knowledge

- To prepare you for life after school
- To experience a field which you may like to consider as your career.
- However, the most valuable lessons students get from work experience is understanding the concept of work ethic and working hard.

Work Experience Skills

Skills

- Research skills
- Critical thinking skills
- Language skills
- Analytical skills
- Creative skills
- Personal skills
- Organisation
- self-motivation

Work Experience

Key dates and requirements

- Students will be going into work with someone's livelihood, Their behaviour must be impeccable.

Behaviour

- Manners
- Be Polite
- Body language
- Using correct vocab
- Dress code
- Being on time
- Attend
- Being proactive
- Please do not spend time on your phones

Work Experience

Key dates and requirements

Knowledge

You may not have the knowledge, however this will build up over the four days.

Work Experience

Key dates and requirements

- Draft email or letter, or a script of the things they would say if you phoned a company to ask for a work experience placement.
- Email, phone or in person make contact with the potential employer.
- Students need support with this
- Check they have handed in the paperwork!


Work Experience

Key dates and requirements

- We have spare letters are in the careers office
- They take it to the employer to complete, all sections
- Ensure they return it to the careers office after logging the information
Tutors will let you get a laptop to get the key information in!
- Deadline is 26th January

Your Next Steps

Learn Together. Grow Together. Succeed Together.



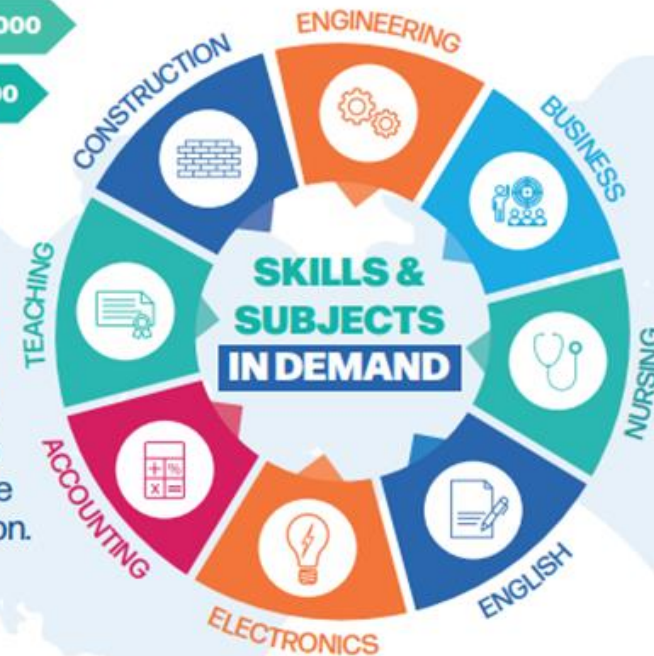
Labour Market Information Heart of the South West

ROLES IN DEMAND



These are the job roles most in demand in the South West region at the moment.

Current trends and future requirements in the labour market indicate that these subject/skill areas will be in demand in the South West region.



Know
what
jobs
are
In
demand

Understanding the next steps


Old GCSEs	New GCSE Grades	Vocational quals	Levels	What next
A*	9	Distinction * Distinction Merit Pass	Level 2	If you achieve these grades you go onto study a level 3 course
	8			
A	7			
B	6			
C	5			
	4			
D	3	Distinction * Distinction Merit Pass	Level 1	If you achieve these grades you go onto study a level 1 or level 2 course, depending on the course and your grades
E	2			
F	1			
G				

If you do not achieve grade 4 at maths and English then you will have to retake these at college


Level 3	<p style="text-align: center;">A and AS levels</p> <ul style="list-style-type: none"> • study at least three subjects • Exam assessment coursework/ practical assessment • Most require at least five grade 4+ at GCSE • grade 6 in the subjects you want to study 	<p style="text-align: center;">T Levels</p> <ul style="list-style-type: none"> • Designed by employers universities • Three months work experience • building skills and knowledge • Leads to a specific occupation 	<p style="text-align: center;">BTEC</p> <ul style="list-style-type: none"> • learning programmes relate to specific job roles/ sectors • progress in a career or go on to University • Designed by industry • Practical 	<p style="text-align: center;">Apprenticeships</p> <ul style="list-style-type: none"> • You will have a contract of employment for 30 hours per week • You earn a real wage of £5.28 per hour whilst gaining skills and qualifications • Minimum requirements are English and maths GCSE
<p style="text-align: center;">Can study these courses at level 1 and 2</p>				
	<p>Pathway:</p>	Academic	Vocational	

Your Exams- MAT

- **Attendance to all lessons and exams is crucial**
- **Uniform must be worn**
- **Students to bring in all equipment**
- **If your child is unwell contact school ASAP**
- **Avoid any events in April, May or June in year 11**


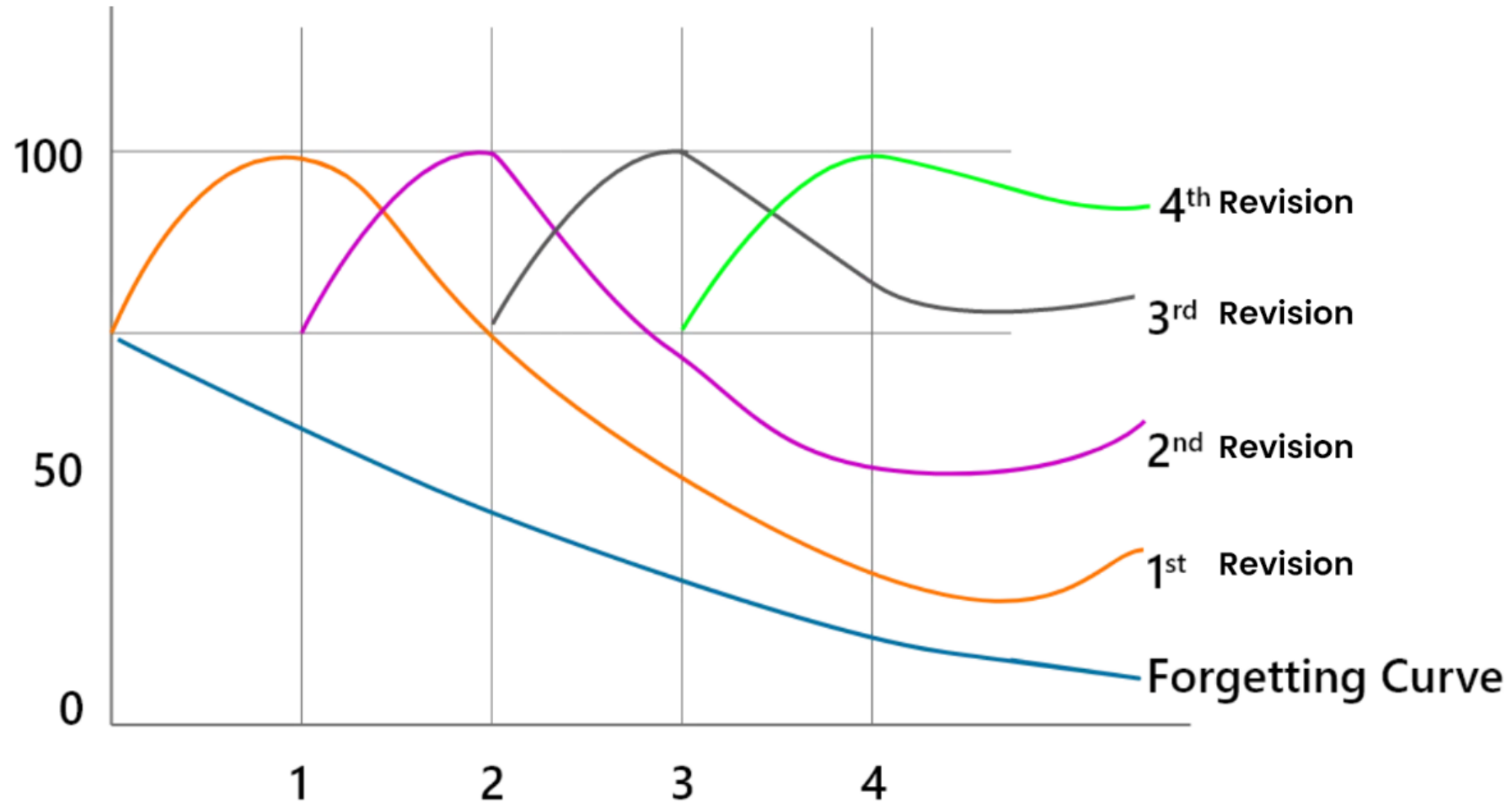


Your information for year 10



- **Some subjects are already running NEAs in Year 10 (Non-Examined Assessments)**
- so good attendance is important.

Your Revision



How to revise-1: Get into the zone

- Fight:
- Flight:
- Freeze:

How do you combat this as a parent?


- Be and remain positive and calm
- Show belief that your child will be successful.
- Do not join in the anxiety

- Keep it short- 15-20 mins then 5 min break



How to revise-2: Plan


- A quiet space
- Check timetable of revision
- Check your child knows what to revise
- Get them to think about what they are about to do



How to revise-3: How to revise

Revision is boring- what can help?

- Test yourself
- Make flash cards
- Make mind maps
- Develop revision notes of key components of the subjects and topics.

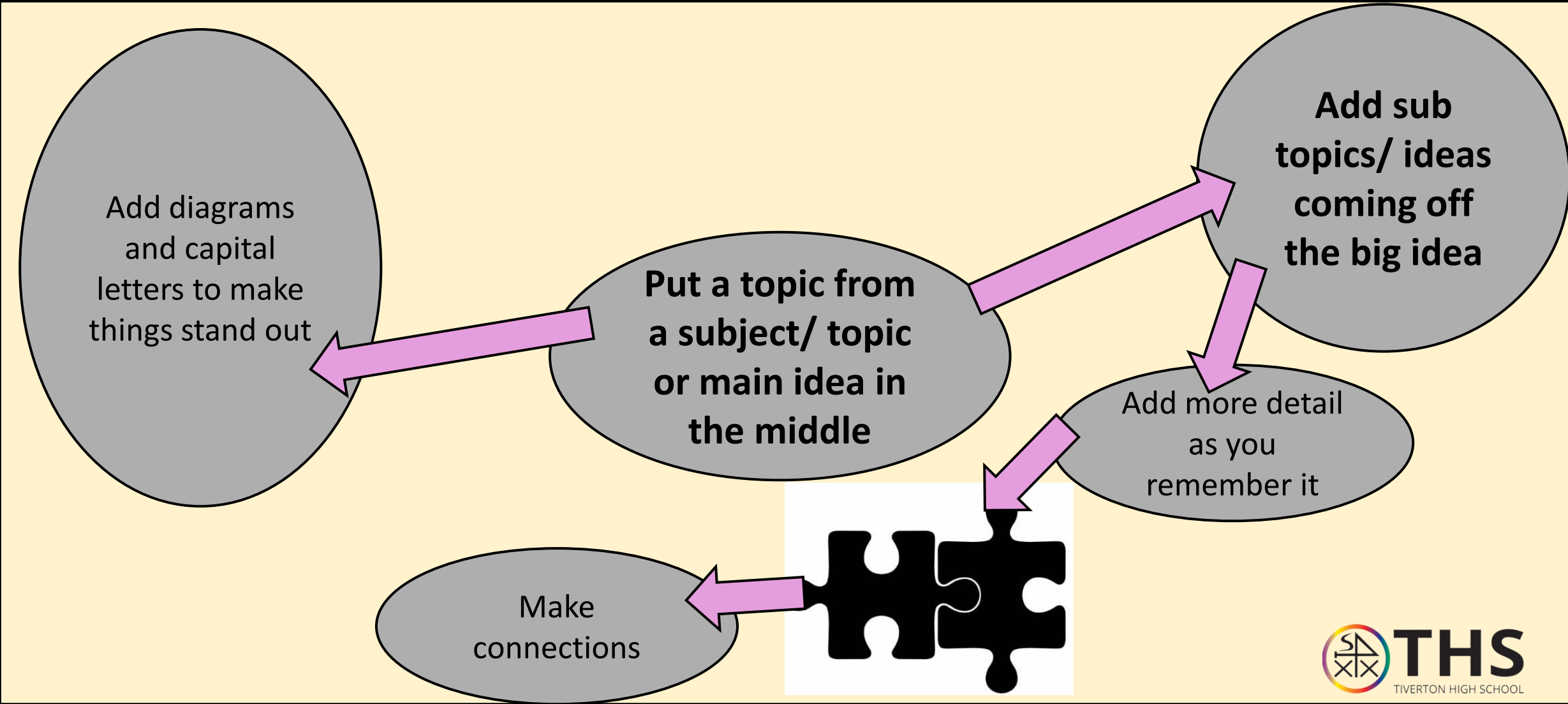


Self testing

- Read revision notes. They can be read quietly or out loud.
- Close book/cover up notes.
Encourages to think hard and retrieve knowledge.
- Write down what can be remembered.
Encourages to think hard and retrieve knowledge.
Can check what they understand/remember
what needs more revision.



Mind Mapping



Flash Cards- this is a great way to feel like you are helping

You can buy flash cards but part of creating them helps students to revise

Can be on card or digital

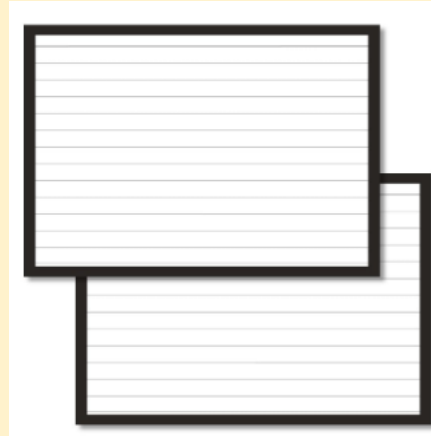
One side title/ other side information

Parent: starts by reading information

Student: retrieves the title of the topic

Parent: reads the title of the topic

Student: retrieves the information



Student applies information to past exam papers


Pile of correct information, pile of incorrect information- start again with the incorrect pile-

Start now!

Note taking- reduce

- Support your child with making notes
- Get them to write down the key information only
- Get them to reduce the amount of information they have written down

Cue column Key words Ask questions Prompts for revision	Note column Make notes Summarise concepts
Summary Review what you learnt	



Ensuring your child uses their revision in the exam

BUGS



Box around the command word



Underline the key words



Go over the question again



Sacrifice a line/time for planning

Y10 Aspiration evening Tuesday 22nd October

Your timeline

Y10 Parents evening Tuesday 4th March

Y10 Annual Exams W/B Friday 20th June

Y10 Progression Day Monday 30th June

Y10 Discovery Day Wednesday 2nd July

Y10 Work experience Monday 14th- Thursday 17th July- Back in school on Friday 18th July

