


Y11 Aspiration evening Thursday 24th October

Briony Copsey, Rae Parker, Martin Atkinson

Learn Together. Grow Together. Succeed Together.



Briony Copsey – Head of Year 11

Welcome!

Learn Together. Grow Together. Succeed Together.



Your Timeline

Y11 Parents' Evening: Tuesday 5th November – appointments are open!

Mocks I: Monday 18th November for 3 weeks

Mock Results Day: Tuesday 17th December

Mocks II: Monday 3rd March (subjects may vary)

GCSE Exams: Monday 12th May – Wednesday 25th June

Prom: Friday 27th June

GCSE Results Day: Thursday 21st August



The Future

Colleges will ask about mock grades at interview


Mocks help students to get a taste of the 'real thing'

It's important to work for all the subjects

Effort put in now will be beneficial for the actual GCSEs

GCSE grades stay with you forever...

...let's work together to make them the best they can be!



Your Support

Help your child to be the best version of themselves at school

- Encourage revision at home – it reinforces understanding in class
- Good attendance is essential – you've got to be in it to win it!
- Prepare for exam season (mocks and GCSEs)
- Talk about college and next steps
- Ensure a balance is struck between work and recuperation

Your Attendance

Attend to achieve - it is that simple

Students who attended 95% and above got a third of a grade higher than their targets.

Rae Parker

Your choices

Learn Together. Grow Together. Succeed Together.



Your Choice



ITP



Colleges



Armed Forces



Understanding the next steps

Old GCSEs	New GCSE Grades	Vocational quals	Levels	What next
A*	9	Distinction * Distinction Merit Pass	Level 2	If you achieve these grades you go on to study a level 3 course
	8			
A	7			
B	6			
	5			
C	4			
	3	Distinction * Distinction Merit Pass	Level 1	If you achieve these grades you go on to study a level 1 or level 2 course, depending on the course and your grades
D				
E	2			
F	1			
G				

If you do not achieve grade 4 at Maths and English then you will have to retake these at college

Level 3	<p style="text-align: center;">A and AS levels</p> <ul style="list-style-type: none"> • Study at least three subjects • Exam assessment coursework/ practical assessment • Most require at least five grade 4+ at GCSE • Grade 6 in the subjects you want to study 	<p style="text-align: center;">T Levels</p> <ul style="list-style-type: none"> • Designed by employers & universities • 3 months work experience • Building skills and knowledge • Leads to a specific occupation 	<p style="text-align: center;">BTECs</p> <ul style="list-style-type: none"> • Learning programmes relate to specific job roles/ sectors • Progress in a career or go on to University • Designed by industry • Practical 	<p style="text-align: center;">Apprenticeships</p> <ul style="list-style-type: none"> • You will have a contract of employment for 30 - 40 hours per week • You earn a real wage of £6.40 per hour whilst gaining skills and qualifications • Minimum requirements are English and maths GCSE
<p style="text-align: center;">You can study these courses at level 1 and 2</p>				
Pathway:	<p style="text-align: center;">Academic</p>	<p style="text-align: center;">Vocational</p>		<p style="text-align: center;">Work-based</p>

The Subjects

Measure 1 - The basics

2x5 in English and Maths: Good pass (2x4 at English and Maths: Standard pass)
(if you do not achieve 4s you will need to retake them at college)

Measure 2 - The EBacc subjects (top 3 grades)

You need the EBacc option (3 subjects)

1. Science
2. Science
3. Separate science, History, French, Geography, Computer science, German

Measure 3 - The Open Options


Art, DT, Food, Music, Dance, Drama, Vocational courses

You cannot
drop any
subjects!

Your Research



<https://icould.com/buzz-animals/>



Careerpilot

<https://www.careerpilot.org.uk/>



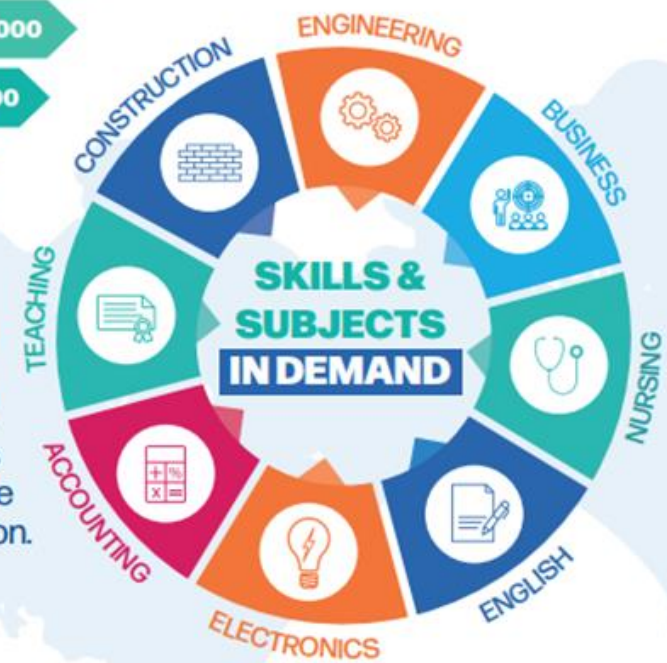
Labour Market Information Heart of the South West

ROLES IN DEMAND



These are the job roles most in demand in the South West region at the moment.

Current trends and future requirements in the labour market indicate that these subject/skill areas will be in demand in the South West region.



Know what jobs are in demand

Your future

Where will your choices take you?

- Higher Education
- Jobs and careers
- Transferable skills

Your Applications

- Make multiple applications
- More than one course
- You can change your mind

Your Careers Advice


All year 11 students have a one-to-one meeting with Mrs. Gould

About 70% have had these

Prospectuses are available at the end of the presentation

Your information

- **Development day worked on revision timetables**
- **Generic Mock Exam Timetable**
- **Timetables will be given out after half term**
- **Overview of what the mock exams cover**



Martin Atkinson


Your Exam Expectations: Stay on Target

Learn Together. Grow Together. Succeed Together.




Your Exams

- **Attendance to all lessons and exams is crucial**
- **Uniform must be worn**
- **Students to bring in all equipment**
- **If your child is unwell contact school ASAP**



Your information


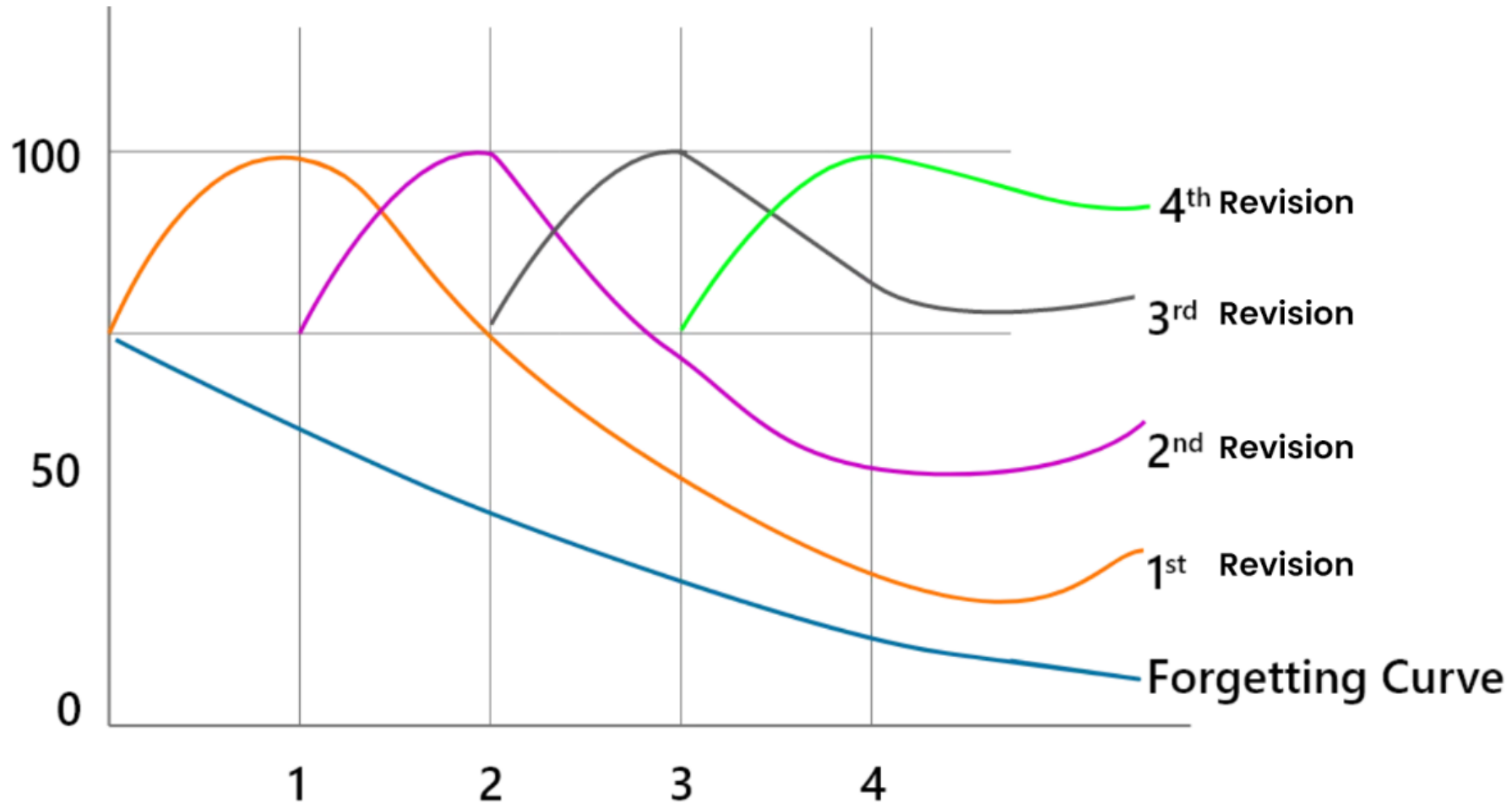


- **Some subjects are already running NEAs
Non-Examined Assessments so good attendance is important.**

Attend

Be on time to lessons

Your Revision



"I'm trying really hard and completing a little revision every day to stay on top."

"I'm still really worried I'm not doing the right things or not enough and I'm going to fail."

"I've done 15 mins that's enough isn't it?"

"None of my mates are revising yet."

Whichever of these you are, please talk with your parent, tutor, teacher, Head of year, Senior Staff We are all here to help you

"I've got better things to do"

"I don't care if I fail anyway"

"It's not my fault. I've not been taught properly"

"I actually want to fail"

"I'm trying really hard and completing a little revision every day to stay on top but it's just not going in."

HELP


How to revise-1: Get into the zone

- Fight:
- Flight:
- Freeze:

How do you combat this as a parent?


- Be and remain positive and calm
- Show belief that your child will be successful.
- Do not join in the anxiety

- Keep it short- 15-20 mins then 5 min break



How to revise-2: Plan


- A quiet space
- Check timetable of revision
- Check your child knows what to revise
- Get them to think about what they are about to do



How to revise-3: How to revise

Revision is boring- what can help?

- Test yourself
- Make flash cards
- Make mind maps
- Develop revision notes of key components of the subjects and topics.



Self testing

- Read revision notes.

They can be read quietly or out loud.



- Close book/cover up notes.

Encourages to think hard and retrieve knowledge.



- Write down what can be remembered.

Encourages to think hard and retrieve knowledge.

Can check what they understand/remember what needs more revision.



Mind Mapping


Add diagrams and capital letters to make things stand out

Put a topic from a subject/ topic or main idea in the middle

Add sub topics/ ideas coming off the big idea

Add more detail as you remember it

Make connections



Flash Cards- this is a great way to feel like you are helping

You can buy flash cards but part of creating them helps students to revise

Can be on card or digital

One side title/ other side information

Parent: starts by reading information


Student: retrieves the title of the topic

Parent: reads the title of the topic

Student: retrieves the information

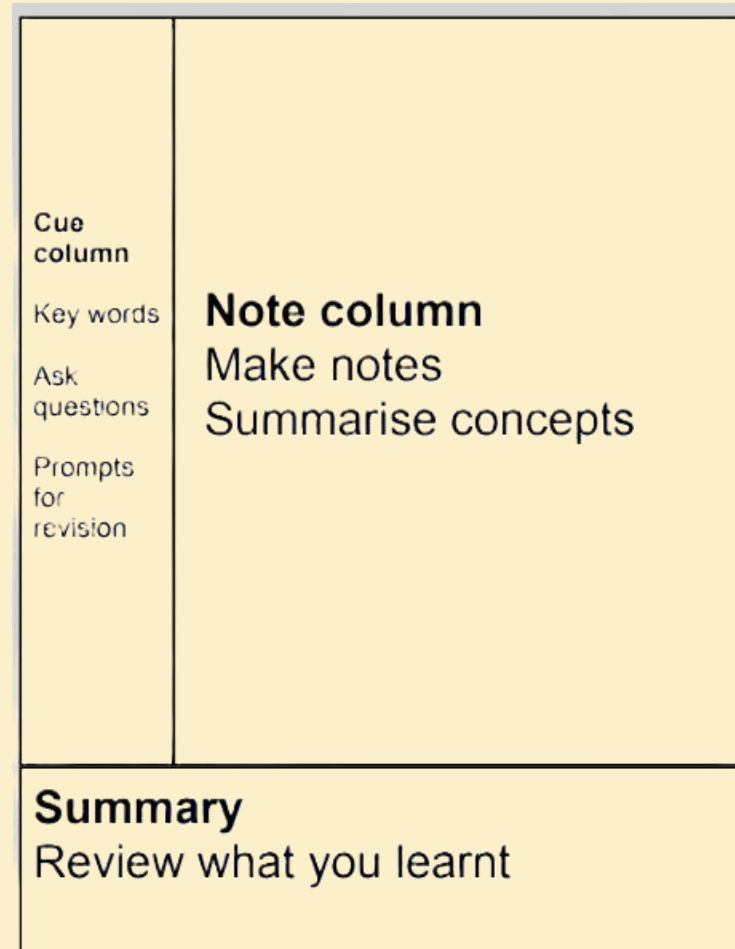
Student applies information to past exam papers

Pile of correct information, pile of incorrect information-
start again with the incorrect pile- Start now!



Note taking- reduce

- Support your child with making notes
- Get them to write down the key information only
- Get them to reduce the amount of information they have written down



Ensuring your child uses their revision in the exam

BUGS



Box around the command word



Underline the key words



Go over the question again



Sacrifice a line/time for planning

Stay on Target



PREPARED- You want to feel proud in August

RESPECTFUL- Respect your peers and teachers in class, we're all working towards success

OWNERSHIP- Your results, your exams, your hard work

UNITED- Work with your family, friends and teachers to get the best out of yourself

DETERMINED- Be determined to reach your goals!

PROM

Prom is a truly wonderful experience for our year 11.

However it is a privilege not a right.

Work hard



Your Timeline

Y11 Parents' Evening: Tuesday 5th November – appointments are open!

Mocks I: Monday 18th November for 3 weeks

Mock Results Day: Tuesday 17th December

Mocks II: Monday 3rd March for 2 weeks (subjects may vary)

GCSE Exams: Monday 12th May – Wednesday 25th June

Prom: Friday 27th June

GCSE Results Day: Thursday 21st August

