

# Autumn 2022 Parents' Evening Exam Support Seminar



***Introduction: – HOY Mrs. Castley***

***Timelines and Targets and Post-16 pathways - Assistant Head Ms. Parker***

***College Application - Mrs. Gould***

***Actions and advice – Leader of Learning & SL Geography - Mr. Wood***

# Overview


- We know students have missed out on some experiences due to covid. This will not be taken into account this year however, as nationally, everyone's endured the same situation.
- We know students have missed aspects of courses.
- We know there will be exams.
- We need students to be exam-ready.
- We need students to continue to do their best.
- We know some students are struggling.
- We are doing what we can to support students.



## Exam Results


Board	Level	Element Code	Title	Grd1	Grd2	Mark Equiv	End1	End2	Pos
AQA	GCSE/9DA	8464H	Combined Sci: Trilogy Tier H	99					
EDEXL/GC	GCSE/9FC	1AD0	Art, Craft & Design	8		144			
EDEXL/GC	GCSE/9FC	1MA1H	Mathematics Option H	6		130			
AQA	GCSE/9FC	8145JA	History JA	7					
AQA	GCSE/9FC	8552	Design and Technology	8					
AQA	GCSE/9FC	8698H	Spanish Tier H	9					
AQA	GCSE/9FC	8700	English Language	9			M		
AQA	GCSE/FC	8360	Further Mathematics	C					

\*\* DON'T FORGET TO PICK UP YOUR CERTIFICATE IN NOVEMBER - YOU WILL NEED IT AND IT CANNOT BE REPLACED \*\*



# Be proud of your efforts

# Look after your Mental Health





# Targets and Timelines



*Assistant Head - Ms. Parker*

# Timeline:

Results  
Day:  
Thursday  
24th  
August,  
2023

Weeks	Month	Event
Tonight	October	Exam Preparation evening
1 week	October	Half Term
2 weeks	November	Mock revision
2.5 weeks	November	Mocks
2 weeks	November/December	Feedback- RAP
1 week	December	Mock results day Tuesday 13th December
2 Weeks	December	Christmas Holidays
6 weeks	January/ February	Intense weeks of finishing courses
1 week	February	Half term
6 weeks	February/March	2nd mocks exams for some subjects
2 weeks	April	Easter
4 weeks	May	Exam Prep
2 weeks	May	Exams
1 week	May/June	Half term
3 weeks	June	Exams
1 week	June	Dress as you Dare
1 week	July	Prom

Please remember that controlled assessments will be going on throughout the year in some subjects.

# GCSE grades explained

Legacy GCSEs	New GCSE Grades	Vocational Qualifications	
A*	9	Distinction * 8.5	Level 2
	8		
A	7	Distinction 7	
B	6	Merit 5.5	
	5		
C	4	Pass 4	
D	3	Distinction * 3	Level 1
E	2	Distinction 2	
F		Merit 1.5	
G		Pass 1	
U	U	Not Yet Achieved (NYA)	

<https://ofqual.blog.gov.uk/2018/03/02/gcse-9-to-1-grades-a-brief-guide-for-parents/>



GCSE grades 2022: The 9-1 boundaries explained

<https://www.bbc.co.uk/news/education-48993830>

# Qualification Pathways chart

Level 8	Doctorate/PhD						Higher Apprenticeship		NVQ Level 5
Level 7	Integrated Masters Degree	Masters Degree and Post-Graduate certificates/diplomas		Masters Degree and Post-Graduate certificates/diplomas				Degree Apprenticeship	
Level 6		Masters Degree (2 year option available)	Top-up Honours Degree	Top-up Honours Degree					
Level 5			Diploma HE	Diploma HE	Foundation Degree	H.N.D.			
Level 4			Cert. HE	Cert. HE		H.N.C.			
Level 3	A level and AS levels		L1- 3: T-Levels, BTECs, Cert. Diploma, OCR, City and Guilds		NVQ L3	Advanced Apprenticeships			
Level 2	GCSE (Grades 4-9)			L1-2: Health & Social Care, Sports Studies, Construction, Hospitality & Catering	NVQ L2	Intermediate Apprenticeships			
Level 1	GCSE (Grades 1-3)				NVQ L1				
Pathway:	<b>Academic</b>			<b>Vocational</b>		<b>Work-based</b>			



# Level 3 Options

## A-Levels



- Usually study at least three subjects
- Exam assessment, coursework and sometimes a practical assessment
- Most require at least five grade 4+ at GCSE, and often a grade 5 or 6 in the subjects you want to study

## BTECs



- Practical learning programmes that relate to specific job roles & sectors
- They can help you get a job, progress in a career or go on to University
- Designed by industry

## Apprenticeships



- You will have a contract of employment for 30 hours per week
- You earn a real wage of £3.90 per hour whilst gaining skills and qualifications
- Minimum requirements are English and maths GCSE

## T-Levels



- Leads to a specific occupation; developing in lots of areas
- Designed by professional bodies, employers and universities
- Includes at least three months work experience, building job-linked transferable skills and knowledge

# Paramedic: Pathway Example

Five GCSEs grade 4+ (including maths, English & a science)



1-3 A-levels  
science or a  
healthcare  
subject advised

BTEC  
including  
science or  
healthcare

International  
Baccalaureate  
including science

Access course in  
science or  
healthcare  
OR an alternative  
qualification



Level 4  
degree apprenticeship  
(Look at the NHS jobs  
website)

University route  
(Search UCAS for  
paramedic science)

Student paramedic path  
(Search for student paramedic  
on  
healthcareers.nhs.uk)

# Choices

## Your Future

Where will your choices take you?

- Higher education
- Jobs and careers
- Transferable skills

## Applications


Multiple Applications

You can change your mind

You can enrol on more than one course

Don't put your eggs in one basket!

# Research



<https://icould.com/buzz-animals/>

## Careerpilot

<https://www.careerpilot.org.uk/>



# Thank You



[@NextStepsSW](https://www.instagram.com/NextStepsSW)

## Did you know...?

You can chat with staff and students on our Unibuddy platform at:



[nextstepssw.ac.uk/unibuddy](https://nextstepssw.ac.uk/unibuddy)



UNIBUDDY



Next Steps  
South West



OfS Uni Connect  
Programme

# What do students need to get into college?

**8 GCSEs or equivalent - this is the Ebacc**

## **Measure 1- The basics**

2x5 in English and Maths Good pass (2x4 at English and Maths Standard pass )  
(if you do not achieve these you will need to retake them at college)

**Measure 2** the Ebacc subjects (the top 3 grades)

You need the Ebacc option ( 3 subjects)

1. Science
2. Science
3. Separate science, History, French, Geography, Computer science, German

**You cannot drop  
any Options!**

**Measure 3 The open basket-** Open option

Art, DT, Food, Music, Dance, Drama, Geology, Stats, Business studies, Vocational courses

# Aspirational targets

What flight path are you on?



7

What should you be aiming for?



## Detailed progress

Subject	FFTS Target	Flight Path
Art & Design Miss E Lang	7	6+
Computing Mr N Hallett	7	8
Design and Technology Mr B Burrows	7	6
Drama Mrs V Parkinson	7	5
English Language Mr D Saunders, Mrs L Cottrell	7	7
English Literature Mr D Saunders, Mrs L Cottrell	7	7
Food Prep & Nutrition Mr B Burrows	7	-
Geography Mr N Hallett	8	7
German Mrs A Broadley	7	7

We set you a target grade that the top 5% of 'students like you' will get....



# All working together



# Mrs. Gould - Careers Adviser


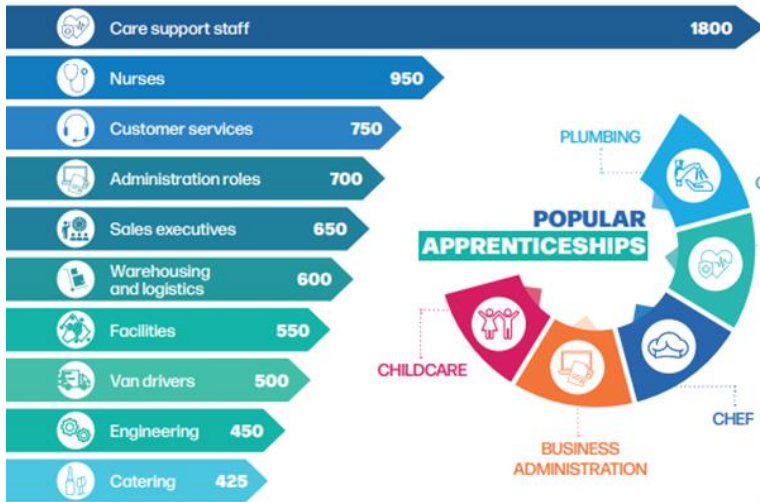
- If your child needs to talk to someone about their next steps please get in touch with Mrs Gould.
- Please keep an eye out for the next steps emails, these are sent out most Fridays.
- Keep an eye out for deadlines.
- Most students will have applied to college by the Christmas holidays but there is time after this.



# Mid Devon Labour Market Information

# LMI

## TOP JOB LISTINGS IN THIS AREA



## TOP EMPLOYERS



Top employers in Mid Devon include:  
 2 Sisters Food Group Ltd  
 Heathcoat Fabrics  
 Gregory Distribution  
 Libraries Unlimited South West  
 Blundell's School  
 Tesco Stores  
 Pencarrie Ltd  
 Uffculme Academy Trust  
 Royal Devon and Exeter  
 NHS Foundation  
 These employers contributed to over 3900 jobs in the area last year.

Heart of the South West LMI Data | May 2022



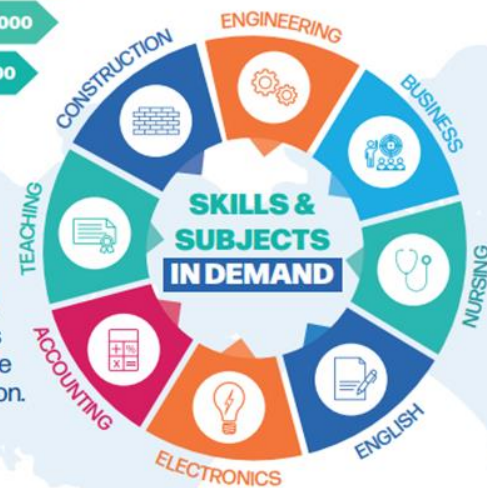
# Labour Market Information Heart of the South West

## ROLES IN DEMAND



These are the job roles most in demand in the South West region at the moment.

Current trends and future requirements in the labour market indicate that these subject/skill areas will be in demand in the South West region.



Heart of the South West LMI Data | May 2022



# Exams and Revision



*It's not up to your teachers what grade you get. It's time to prove to a complete stranger-of-an-examiner, that you are indeed awesome; this means doing exams.*

***Actions and advice – Mr Wood***



# Key information for you to take home this evening:

- Generic Mock Exam Timetable\*
- Overview of what is in the mock exams

Some subjects are already running NEAs Non-Examined Assessments so **good attendance** is important.

\*personalized exam timetables clarifying timings, locations and clash reschedules will be forthcoming soon.

14th - 18th November (main venue - Sports Hall)					
	Monday 14th	Tuesday 15th	Wednesday 16th	Thursday 17th	Friday 18th
AM Reg	Tutor Group	Line up under covered way outside the Attendance Office at 8:30 am	Line up under covered way outside the Attendance Office at 8:30 am	Line up under covered way outside the Attendance Office at 8:30 am	Tutor Group apart from exam candidates who line up under the covered way outside the Attendance Office at 08:30am
P1	P1 Break 10:00- 10:30	Biology (75mins/105 mins) Trilogy 8:45am - 10.00am (10.19am ET)  Separate 8:45am - 10:30am (10:57am ET)	English Literature (150 mins)  8:45am - 11:15am (11:53am ET)	Chemistry (75mins/105 mins) Trilogy 8:45am - 10.00am (10.19am ET)  Separate 8:45am - 10:30am (10:57am ET)	RPS & Social Care (120mins) 8:45am - 10:45am ET (11.15am)
P2	Normal Lessons	BREAK Trilogy 10:00 - 10:30 Separate 10:30 - 11:00	BREAK 11:15am - 11:45 (ET Break 11:55 - 12:25)	BREAK Trilogy 10:00 - 10:30 Separate 10:30 - 11:00	BREAK 10:45 - 11:15 RPS & Health & Social Care Students only
P3	Normal Lessons Extra time students go to lunch at 12:00 - 12:30	Normal Lessons Extra time students go to lunch at 12:00 - 12:30	Normal Lessons Extra time students go to lunch at 12:25 - 12:55	Normal Lessons Extra time students go to lunch at 12:00 - 12:30	Normal Lessons
Lunch 12:30 - 1:00	Extra time students to exam room at 12:30pm All other students line up under the covered way at 1:00pm	Extra time students to exam room at 12:30pm All other students line up under the covered way at 1:00pm	Extra time students to exam room at 12:30pm All other students line up under the covered way at 1:15pm	Extra time students to exam room at 12:30pm All other students line up under the covered way at 1:00pm	Extra time students line up under the covered way at 12:45pm All other students line up under the covered way at 1:00pm
P4	Maths Non - Calc (90mins) 1.15pm - 2.45pm (ET Start 12:45pm - 2:40pm)	Geology Dance Computer Science (90mins) 1.15pm - 2.45pm (ET Start 12:45pm - 2:40pm)	History (75mins) 1.30pm - 2.45pm (ET Start 13:10pm - 2:45pm)	PE Music (90 mins) 1.15pm - 2.45pm (ET Start 12:45pm - 2:40pm)	Statistics  These are students that are studying more than one subject where exams are scheduled in the same timetable. We will include the clashing subject on the student's individual timetable if they need to sit an exam within this session. If there are no exams indicated, then that student does not have a clash and will attend normal lessons.
P5		Normal lessons/revision rooms for everyone else?	Normal lessons/revision rooms for everyone else?	Normal lessons for everyone else	

GCSE final exams and mock exams parent/carer overview						
Subject	Final GCSE weighting make-up	Number and length of final 2020 exams	Number of Mock exams	November Mock exam content:	Length of Mock exam	Contextual information and additional notes (if required). Further information regarding the second wave of mocks in 2020 (if required):
English Language	Component 1 (1h45mins). A: Unseen 20th Century Literature Reading (20%). B: Creative Prose Writing (20%). Component 2 (2hrs). A: Unseen 19th and 21st Century Non-Fiction Reading (30%). B. Transactional Writing (20%).	2 exams. Component 1: 1hr 45mins. Component 2: 2hrs.	1 x mock exam (Component 2 full paper)	Component 2: 19th and 21st Century Reading Comparison; transactional writing.	2hrs	Transactional writing involves writing two tasks from the choice of seven (informal letters, formal letters, guides, speeches, reviews, reports and articles). January Mocks: Component 1 (1h45mins). A: Unseen 20th Century Literature Reading. B: Creative Prose Writing (write one short story from a choice of four titles)
English Literature	Component 1 (2hrs). A. Shakespeare (Macbeth) (20%). B. Poetry Anthology (20%). Component 2 (2hrs30mins). A. An Inspector Calls (20%). B. A Christmas Carol (20%). C. Unseen Poetry Comparison (20%).	2 exams. Component 1: 2 hours. Component 2: 2 hours 30 minutes.	1 x mock exam (Component 2 full paper)	Mock: Component 2: An Inspector Calls, A Christmas Carol and Unseen Poetry.	2hrs 30 mins	Second mocks: Component 1 (2hrs). A: Shakespeare (Macbeth). B: Poetry Anthology

# Why are mocks important?

## Practice

Grades for College

## Practice

They confirm what you've learned...

## Practice

They confirm what you haven't...

## Practice

Time management

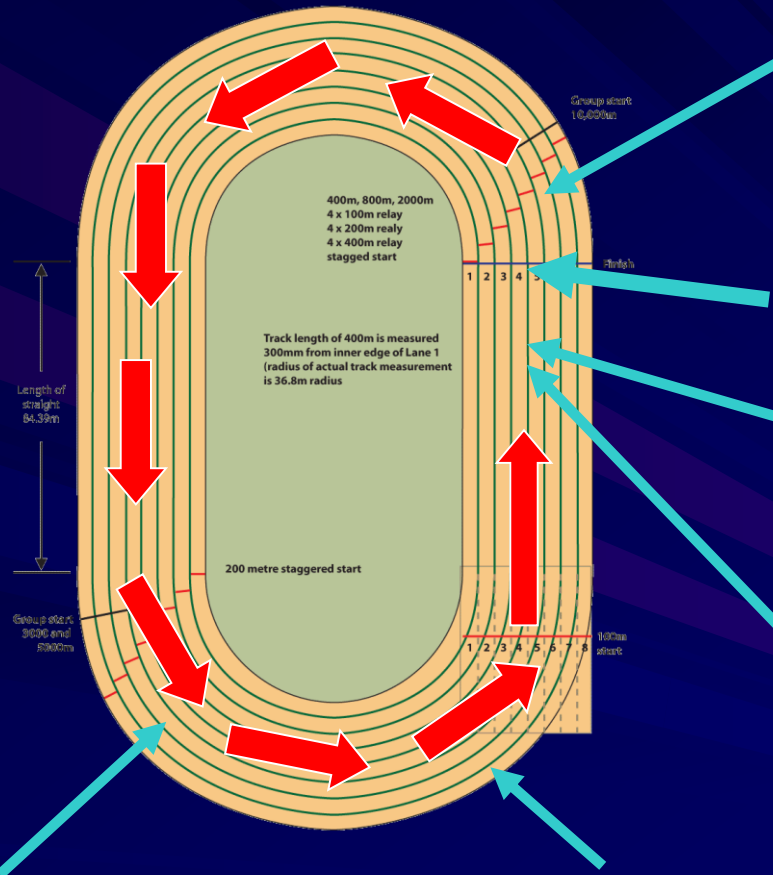
## Practice

Working stamina

**Parents...**  
**is there one**  
**of these**  
**in your house?**



# If your child's education were a 400m running track...



They started Primary School here back in 2011

**Their finals are here in 2023**

Mocks are here in 2022

You are here now in Autumn 2022

They started at THS about here in 2018.

They started GCSEs here in 2020



# MOCK EXAMS

I asked the former Year 11, back in early Spring of 2022, some questions about their mock exams...

- I did do *some* revision (95%)
  - I made basic errors (98%)
  - I miss-read some questions (97%)
- 
- I did part of an exam paper I should not have done (rubric error) (60%)
  - I have significant knowledge gaps (95%)
  - I've learned about my exam strengths and weaknesses (98%)
  - It's made me realise I need to prepare more (98%)
  - I'm now intent on learning how to plan and prepare for my final exam season in the summer. (98%)





# Exams should not surprise you; get the basics right

- **Learn what to expect.**
  - Which parts you do and exactly how to do them.
  - Design/layout/route.
  - Download past papers
  - Buy revision guides, ask your teachers.
- **Have the correct equipment specific to the subject**
- **Respond to each question** try every question you are supposed to do; every little helps.
- Engage with RAP time when you get you mock papers back. After Identify your weaknesses and **learn from your mistakes.**

**AVOID!!!**  
Fail





# Revision = Planning



Time management is an adult skill that is not explicitly taught; yet suddenly, we are asking them to be suddenly very good at it!

They need you as parents and adults, and us teachers, as a moral compass.



# What do you need to revise?

---



What is your strongest subject?

Which subject is your weakest?

Do you know the sections of the course?

Is this something you would find help to do?

Which areas do you need to focus on?

Make a  
realistic  
timetable.

---

A handwritten timetable on a piece of paper with a grid structure. The columns represent days of the week (Mon, Tues, Wed, Thurs, Fri, Sat, Sun) and the rows represent periods (A, B, C, D, E). The content is as follows:

	Mon	Tues	Wed	Thurs	Fri	Sat	Sun
A <small>10 mins</small>	French	french	french	French	French	French	DAY
B <small>30 mins</small>	Maths	Eng	Maths	Eng	Maths	Eng	OFF
C <small>30 mins</small>	Bio	Chem	Phys	Bio	Chem	Phys	
D <small>15 mins</small>	PE	Be & Val	PE	B&V	PE	B&V	
E						Maths	H/W?

# Work/Life Balance and Revision

as a general guide...

Students should be revising for up to an additional **2 hours per night**  
some may choose to extend this.  
This should be in 20 or 30 minute blocks.

You could do 2:1 ratio of nights on/off in the earlier weeks. BUT, cover the same time allocation. **Find the balance.**

Don't go for more than **30/40 minutes** without a break.

At weekends up to an additional **5 hours**.

Do plan in the rewards, incentives and fun stuff; we *all* need motivating!

**REST AND RECUPERATION ARE AS  
IMPORTANT AS THE REVISION**





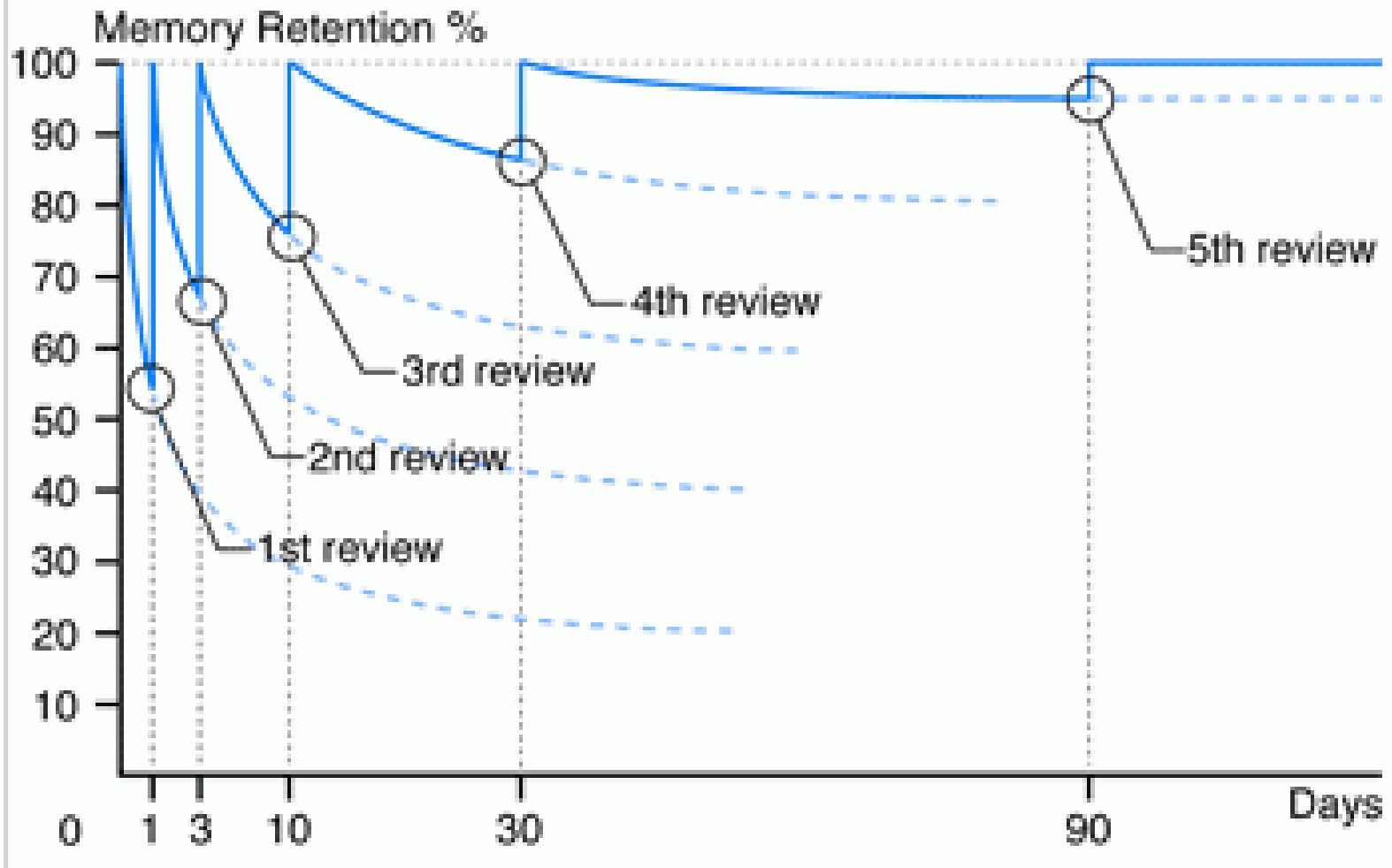
# Revision = Thinking



The more you revisit memories, events and thoughts, the more likely you are to embed them into your long-term memory.



# The Forgetting Curve



# Revise the right way: **myths** of memory – part 1

- **Subliminal Learning or Sleep Learning**
- Listening to recordings of spoken key vocabulary whilst asleep for example, will not aid memory. This can change some types of behaviour but it will not do anything for improving memory.



You won't be able to access stimuli that are outside of awareness; you won't be able to consciously access the memory the way you would access a regular memory.



# Revise the right way: **myths** of memory – part 2

## Input modality



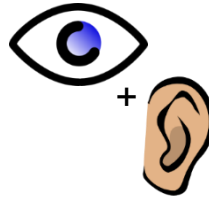
We only learn  
10 % of what  
we read



We only learn  
20% of what  
we hear



We learn  
30% of  
what we  
see



We learn  
50% of  
what we  
see and  
hear



We learn  
70% of  
what we  
discuss  
with others



We learn  
80% of what  
we physically  
experience

**It actually depends on how much you think about each of the modes at the time.** The ordering of the activities may roughly correspond—you will definitely think about material carefully if you discuss it with others—but the ordering could easily change.

There are many things that I read, that I remember much better than some of the things I experience.

# How to retrieve memories

## 4 STAGES OF REVISION

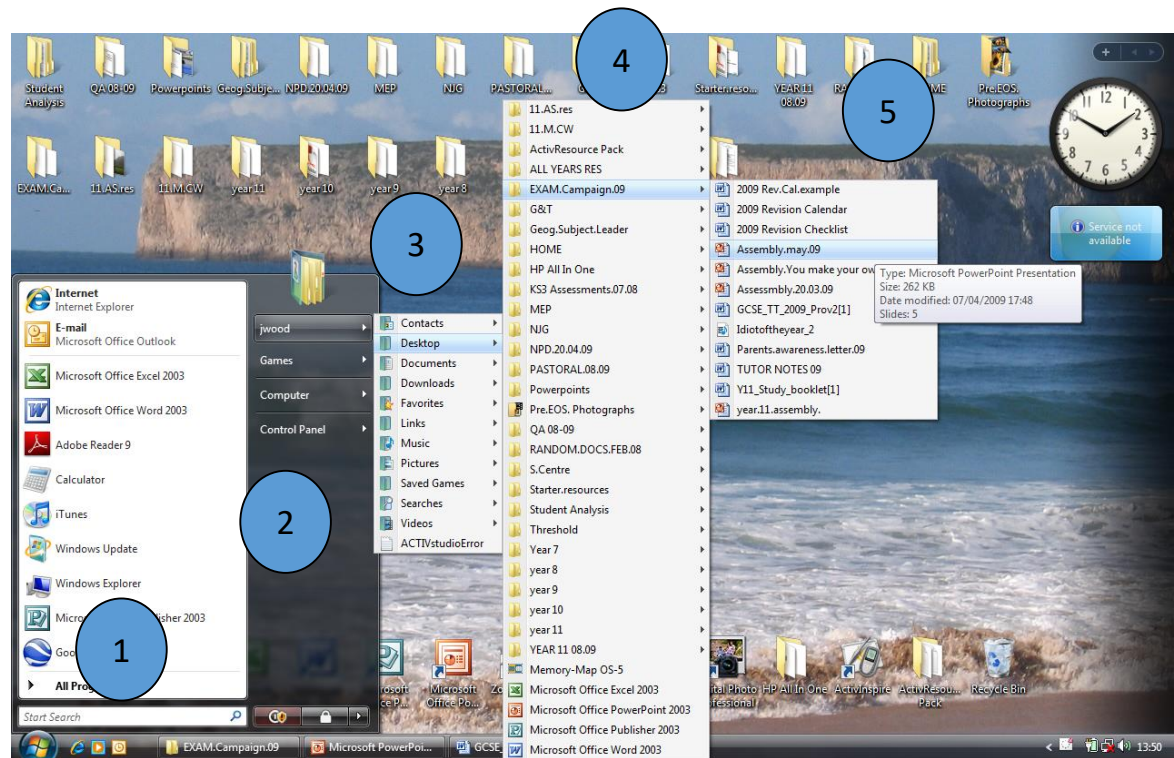
- WINDOWS software is designed to create cues to follow in a similar fashion to how memories are recalled.

**READ**

**REDUCE**


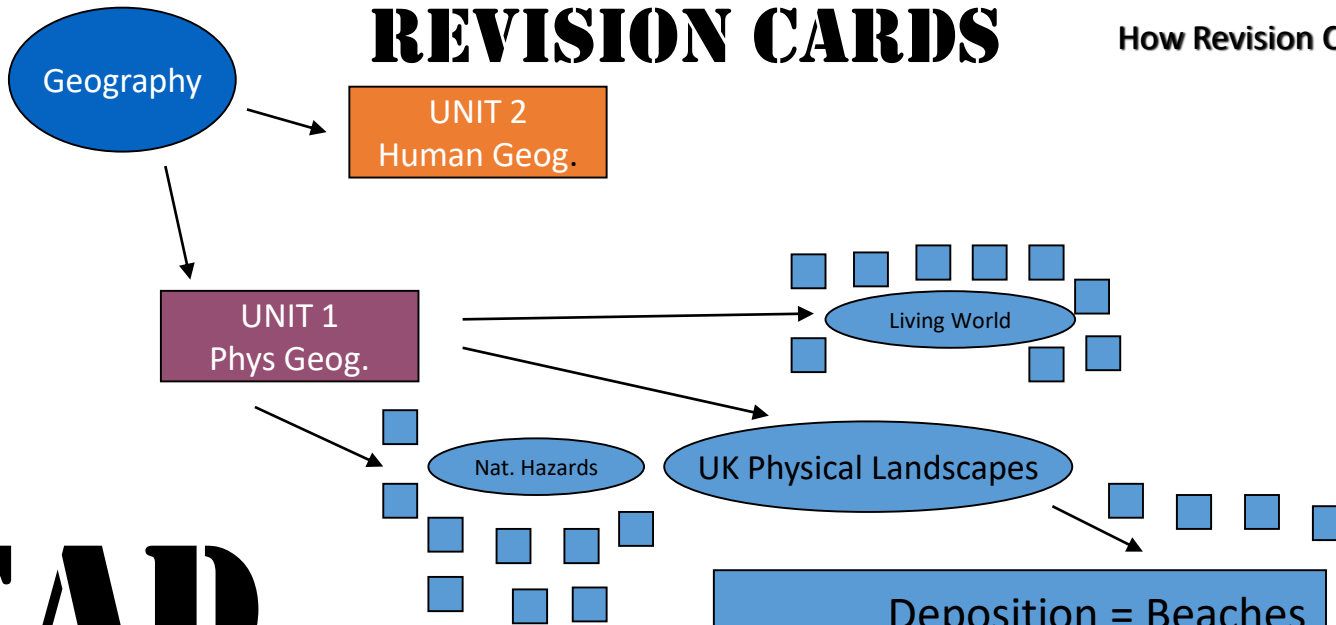
**REMEMBER**

**REVIEW**



# REVISION CARDS


How Revision Cards work....



# READ

# REDUCE


Deposition = Beaches  
Constructive waves = sandy  
Destructive waves = pebbly



Berms – made by tide variations  
Sand Dune (succession over time)  
Salt Marsh and Mud flats  
Marram Grass/Cord Grass = salt tolerant  
With web-like root systems for anchorage

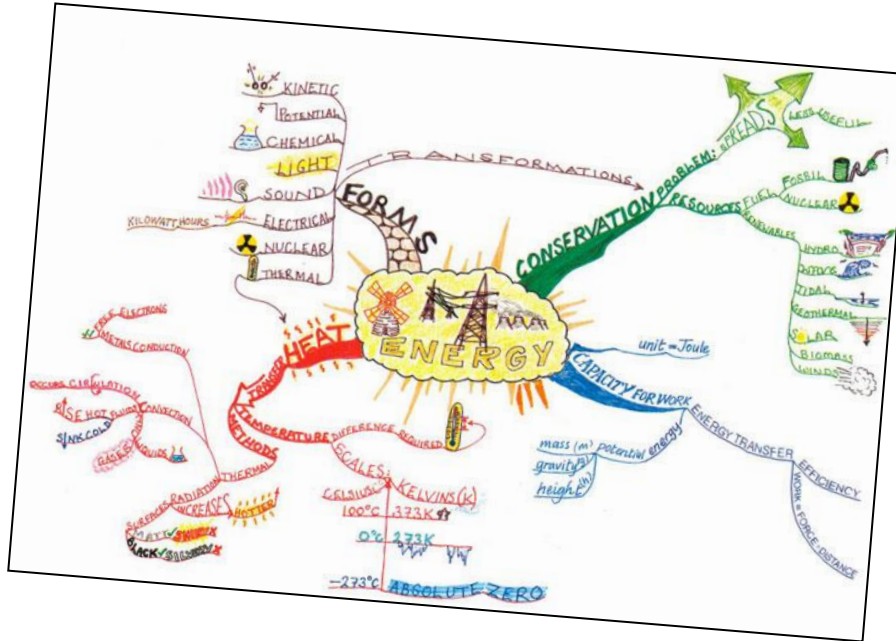
# MIND MAPS (A.K.A KNOWLEDGE ORGANISERS)

Use **colour**, and different *writing styles* and pictures to 'hook' or 'cue' the memories into recall

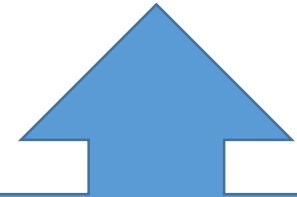


# READ

# REDUCE

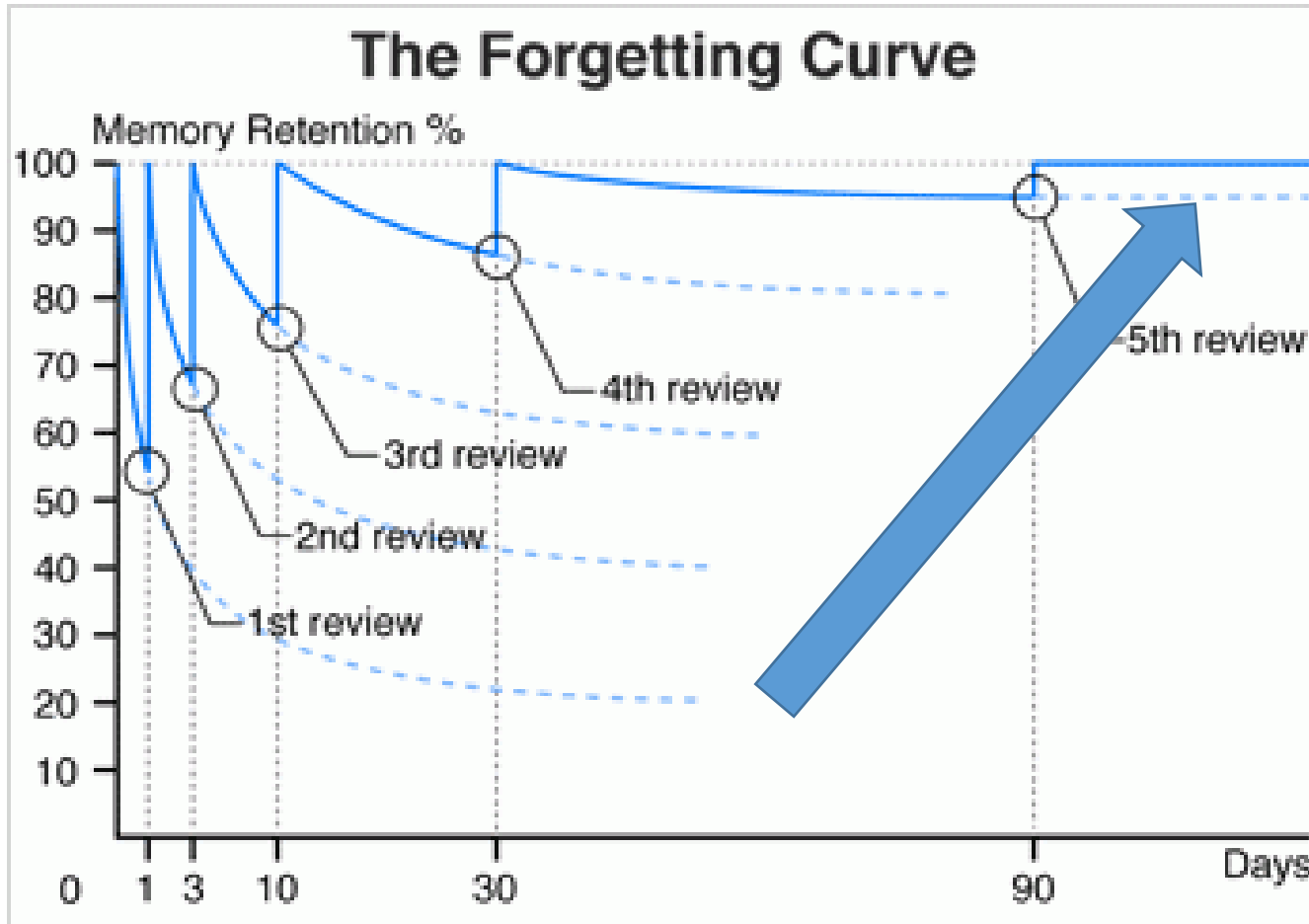


استخدام اللون،  
وأصاليب الكتابة  
المختلفة والصور  
لـ "هوك" أو "جديلة"  
الذكريات إلى التذكير.



Can't read this? Writing is just shaped lines organised into a diagrammatic code. Turn your work into diagrams to work to your brain's strength!

# REMEMBER



Find the time.  
Find what works  
for you.  
Find out how  
much better  
you'll do in your  
exams...



# READ

- LOOK – COVER - COPY

**Works well if you are on your own, good for key vocabulary, acronyms and mnemonics and lists.**

You spend 5 mins looking at your notes, then cover and see how much you can copy. More effective than just straight copying of notes...helps build memory pathways.

- **BIG PAPER - BIG IDEAS**

**Works well in groups. Good for case studies or topic overviews and sets of questions.**

Good way to test exam questions. Make a 60 second answer plan (BUGS)

Don't include all information, use cartoons, and bold key terms. Isolate the command words.



# REDUCE



- **MIND MAPS/KNOWLEDGE ORGANISERS**

**Works in pairs and alone. Good for whole topics.**

Big graphics and bold colours help massively. Once drawn, you trace each pathway with your finger and say each word out loud. Builds memory pathways, creates visual map in your mind.

These are great for handing to someone else to test you on.

- **MAPS FROM MEMORY**

**Work in groups, good for diagrams .**

You look at the diagram for 1 min, you teach it to someone else and they draw it, another person takes a go.



# READ



## • TEACH IT



Get together, take a topic each, revise it then teach others your topic.

Good for understanding tricky concepts, catching up on missed notes and case studies.



## USE TECHNOLOGY AND APPS



# REDUCE

## • GET TESTED

Good for key terms, case study cards.

Give your list of terms, mind maps etc. to someone else (parent / friend / sibling) and get them to test your knowledge.

Good for random quick revision over evening meals, on car journeys or even in the advert breaks on TV.



## • READ ALOUD / LOOK-COVER- SAY

- Find somewhere private and then read aloud to make the reading more effective...even better try and remember it and say it out loud....think of all that memory being accessed.





# Revision = Engagement



You've got the plan, the methods, the techniques;  
now for the new technology



# Traditional vs Modern

US


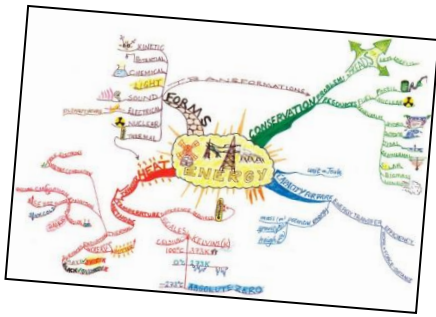


THEM

When I went to school in the 1980/90 s we didn't have any of the technology available nowadays...


Are young people in a more fortunate position?

# Traditional vs Modern



The most success revision combines both: traditional techniques are tried and tested, yet considered by many pupils as dull. New technology can add speed and enhanced engagement with learning. Used in combination, they are awesome!

# RECORD YOUR NOTES



**READ**

**REDUCE**



They must be  
awake when  
listening back!

You won't be able  
to access stimuli  
that are outside of  
awareness!

# Quizlet – free online or on a phone



Quizlet

Search Create Log in Sign up

Study anywhere with the Quizlet app. [Get it here.](#)

## Simple tools for learning anything

Search millions of study sets or create your own. Improve your school results by studying with flashcards, games and more.

[Get Started](#)

Photography 101

16:10  
27/02/2017

- Great for:
- Flashcards
- Clarifying exam instructions
- Exam command words
- Key terms/dates/names etc.

GCSE Pod is specific to the exam board that you do for each subject.....

A screenshot of a web browser displaying the GCSE Pod website. The browser's address bar shows 'https://members.gcsepod.com/shan'. The website's navigation bar includes 'Dashboard', 'Teacher Area', 'Pods', 'My Courses', 'Assignments', 'My Account', and a 'LOGOUT' button. The main content area is titled 'My Courses' and features a 'GEOGRAPHY 32 exams' section. Below this, there is a filter for exam boards: AQA (checked), Cambridge IGCSE, Edexcel, Edexcel International GCSE, NICCEA, OCR, and WJEC. A table lists several courses with their exam dates and the number of pods available, each with a 'VIEW PLAYLIST' button. The table data is as follows:

Course	Exam Date	Pods	Action
AQA: Geography A: Unit 1: Physical Geography	22nd May 2017	75 Pods	VIEW PLAYLIST
AQA: Geography B: Unit 1: Managing places in the 21st century	22nd May 2017	16 Pods	VIEW PLAYLIST
AQA: Geography A: Unit 2: Human Geography	6th June 2017	59 Pods	VIEW PLAYLIST
AQA: Geography B: Unit 2: Hostile world and Investigating the shrinking world	6th June 2017	29 Pods	VIEW PLAYLIST
AQA: NEW: Geography (9-1): Paper 1: Living with the physical	Exam date not set for 2017	66 Pods	VIEW PLAYLIST

- Great for:
- Visual learners
- Listening to, and learning vocab
- Key terms/dates/names etc.



# Proven online interactive resource

The screenshot shows the SAM Learning website interface. At the top, there's a navigation bar with 'Home', 'Activities', 'My Homework', 'My Progress', and 'My Profile'. A search bar is on the right. Below the navigation bar, there's a section for 'Click on Everything to explore or use these quick links to jump straight to a subject area'. This section is divided into three columns: 'GCSE', 'Key Stage 3', and 'Other'. Each column contains subject-specific icons and labels. A '100%' badge is visible in the top right of the main content area. On the right side, there's a 'Leaderboard' section with a 'NEW! The Leader Board!' banner. Below the banner, there's a table showing student performance.

Pos	Name	Points
1	97	3,855
2	86	3,374
3	85	2,328
4	95	2,207
5	84	1,488
6	96	806

- 10 hours of study time is statistically proven to improve results by a whole grade in a subjects!

# THS website downloadable resources



- Revision tips
- Parents' Exam Guides
- Subject specific guidance
- Lots more useful stuff...

Revision Resources

File Edit View Favorites Tools Help

EVOLVE Show My Homework - Lo... Google Sign in to Microsoft Onlin... Welcome to Tiverton Hig... School Seating Planner & ... Learning tools and flashca... Contraceptive prevalence... Login Podauth

THS Home News & Events School Parents Curriculum Staff Students Community

Logout jwood Monday, February 27, 2017 THS Dashboard

### Revision Resources and Guidance for Parents and Students

This page aims to support the information that will be sent home via class teachers about the exam specifications that students are following - and teachers do provide a wealth of information to students about revision, the format of the exam, tackling exam questions and detail about the specification being taught.

Sometimes there are published revision guides which have been produced and tailored especially for the specification of a particular exam board. Sometimes there are only generic revision guides available. Subject teachers will advise students about this in class. For some subjects (Maths and D&T subjects) the school buys in revision guides for students to purchase or borrow. In those cases that Department will write to parents offering them the opportunity to purchase the guides.

Subject by Subject Revision Advice

There is a detailed Revision Guide called 'A Parent's Guide to Revision Resources' available in the [Downloads section](#) which gives a subject by subject summary of revision advice from our teaching staff. However, if you have subject specific queries which are not answered by either the guide or information sent home by your child's class teacher then do please feel free to contact the school. The class teacher is the best person to contact in the first instance but the Exams Office can be reached either via [email](#) or by phone on extension 263 on the school's number.

Revision Best Practice

How do I Revise? Good question! There are many different methods and there is no 'one size fits all' answer. There is help at hand though.

There are MANY resources available to support revision and learning - just type the word 'revision' into any search engine and see the results! We have selected some of the more obvious one for you. Use the links below to access some of them.

We have also produced a guide called 'Revision and Exam Techniques' and some 'Revision Top Tips'. They can both be downloaded [here](#).

# Managing stressy teenagers

- Learn about stress
- Teach your children about stress
- Embrace mistakes
- Don't pass the pressure on
- Mindfulness
- Work/Life Balance



[http://www.youngminds.org.uk/for\\_children\\_young\\_people](http://www.youngminds.org.uk/for_children_young_people)



<http://www.nhs.uk>  
search "improve mental wellbeing"





# Autumn 2022 Parents' Evening – Exam Support Seminar



Thank you for your engagement with this session.

**Any questions?**

**We will see you on Tuesday 1st November (virtual) for Parents Evening-  
The booking system is now open.**

**Mock Results will be Tues 13<sup>th</sup> Dec (live on Go in afternoon)**